


**0402BB103KW500**
(0.040" x 0.020")

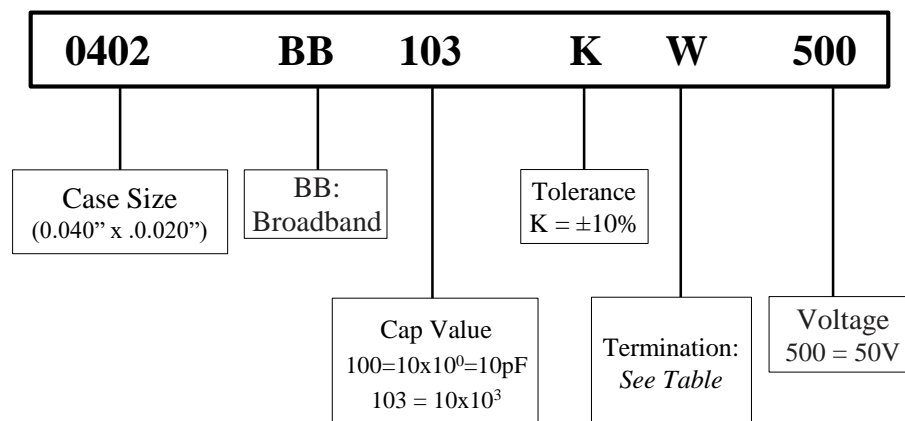
≠ PPI Broadband Capacitors are subjected to standard measurements (Capacitance, TCC, DWV), and extensive RF Characteristics testing. This guarantees every lot will meet or exceed expectations.

≠ Product Features

• Typical Operating Frequency Range	160 kHz (-3dB point) to > 40 GHz
• Insertion Loss	< 1dB, typical
• Tape & Reel	10K pcs/reel; Lower quantities available in cut tape
• Capacitance	10nF
• Operating Temperature Range	-55°C to +125°C
• Temperature Coefficient of Capacitance (TCC)	(±15%, -55°C to +125°C)
• Rated Voltage	50 WVDC
• Dielectric Withstanding Voltage (DWV)	250% of rated WVDC for 5 seconds



≠ Part Numbering



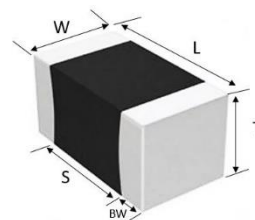
≠ Terminations

Code	Termination
W	Tin Plated over Nickel Barrier (RoHS Compliant)
G	Gold Epoxy Mount Only
L	Tin/Lead (90%Sn/10%Pb)



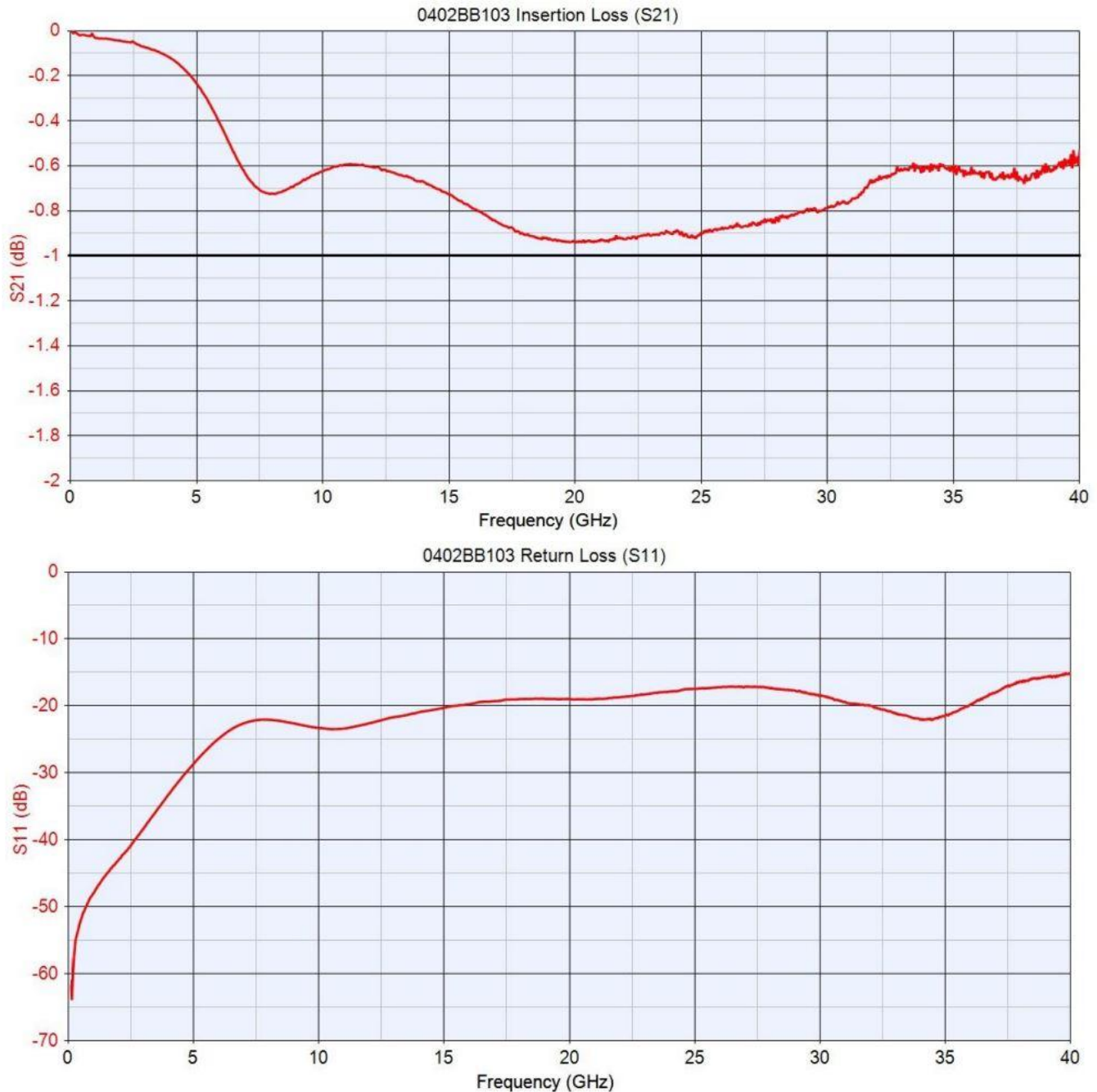
≠ Capacitor Dimensions

Length	Width	Thickness	Gap
L	W	T	S
0.040 in. ± 0.004 (1.016mm ± 0.102mm)	0.020 in. ± 0.004 (0.508mm ± 0.102mm)	0.024 in. MAX (0.610mm MAX)	0.016 in. MIN (0.406 min MIN)





≠ Performance Curves



≠ Test Conditions

Typical responses for sample placed across a 15.5 mil (0.393 mm) gap between 21.0 mil (0.533 mm) wide, 12.3 mil (0.312 mm) long mounting pads on 10-mil Rogers RO4350B. Measured data was de-embedded using TRL calibration procedures.